

Understanding the World

- What can you find out about the different animals in the story? Can you create a fact poster/booklet about your chosen animal(s)? For example, foxes are nocturnal, they like to come out at night time.
- If you could add any other animal into the story, which would you choose? Or can you create your own animal? Maybe have a look at using www.switchzoo.com

Expressive arts and Design

- Draw/paint/sketch/create a model of your favourite character from the story. Please share photos of your work on Twitter and tag us so that we can see.



Upper Foundation Stage and Nursery

The Gruffalo (Week 1)


<https://www.youtube.com/watch?v=1XBgfNBs6co>

Physical development

- Print out the masks attached. Use a pair of scissors and carefully cut out the mask, attaching string so that you can wear it.

RE

- If you could be any character in the story, who would you be? Why would you be that character?



Literacy learning

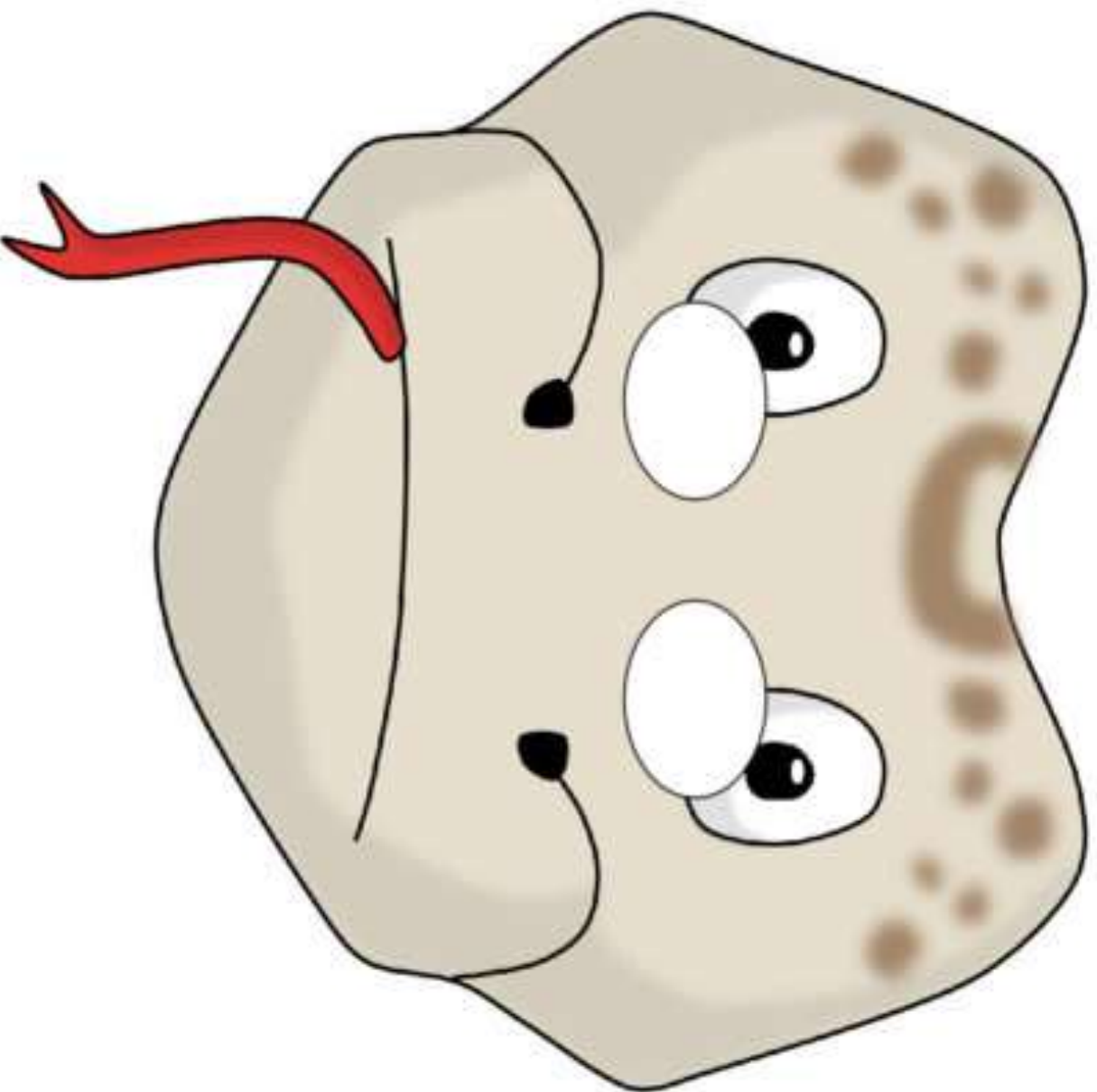
- Look at the images from the story of the Gruffalo attached. Can you add some text to the speech bubbles? What do you think the characters would be saying?
- The word 'terrible' is used to describe the Gruffalo. Can you find out what this word means and can you think of any other words that mean the same thing? When different words mean the same thing, they are called synonyms.

Mathematics learning

- Make your very own Gruffalo crumble at home. This could be using household ingredients or you could even do it in the garden, using mud and other natural ingredients. The important thing is to measure your ingredients using a spoon, a cup or maybe even weighing scales! Which ingredients are the heaviest/lightest?

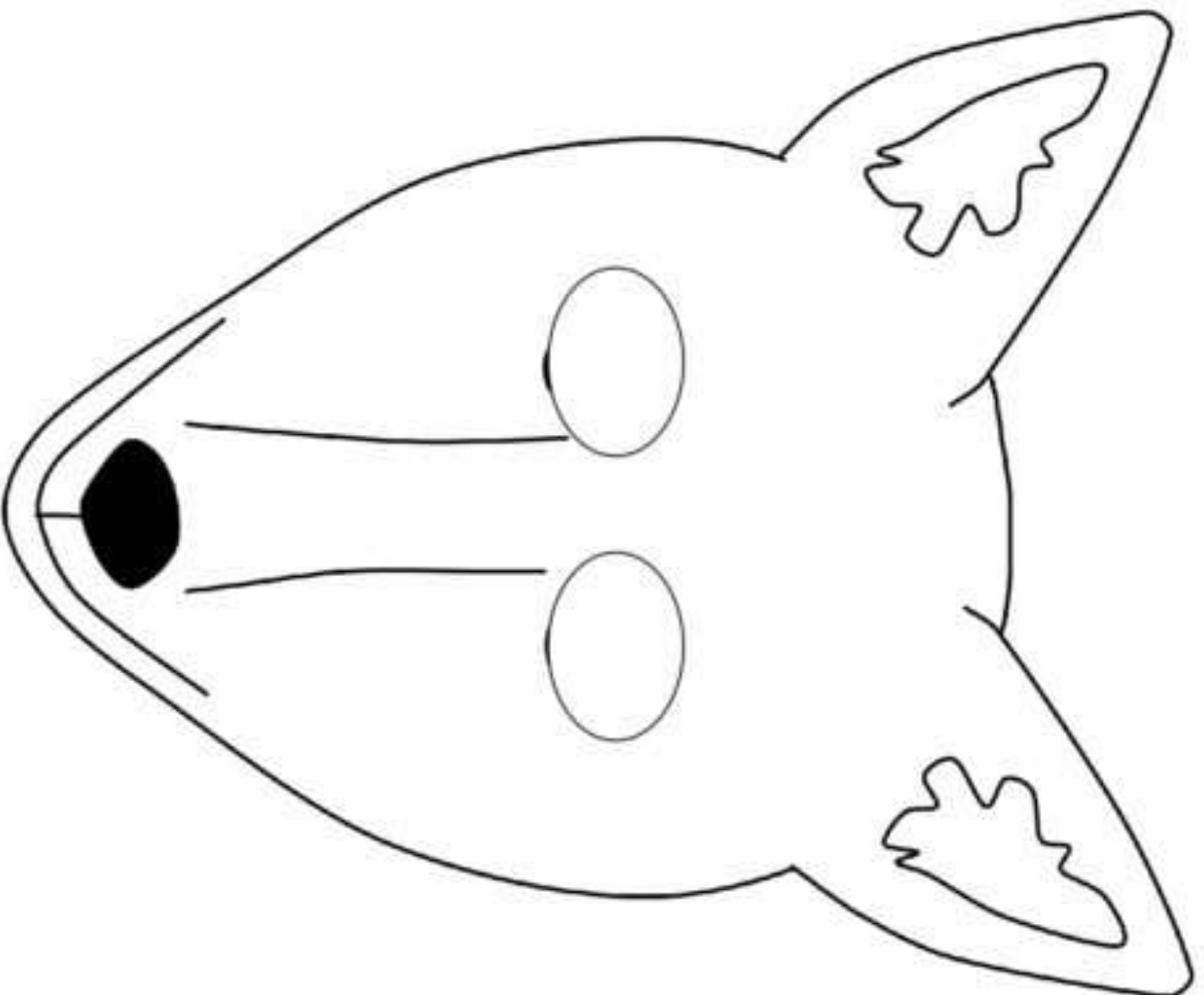
Normanton All Saints Infant
School

Role-Play Masks Suitable for use with *The Gruffalo*




snake

Role-Play Masks Suitable for use with *The Gruffalo*



fox

Role-Play Masks Suitable for use with *The Gruffalo*



mouse

