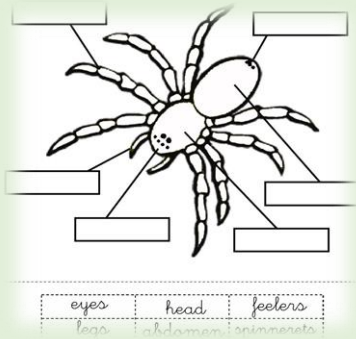


Understanding the world

- Can you draw a spider and get a grown up to help you label its head, eyes, feelers, legs and spinnerets (where its web comes from)?



Nursery

Learning from home: The Very Busy Spider (Week 4)

[Click here to watch the story](#)



Physical development

- Use a paper plate and thread your own spiders web.



Normanton All Saints Infant School

Literacy learning

- Can you talk about the story, use the activity attached to help you?
- Practise writing your name.
- Make your own book mark.



Mathematics learning

- Can you count the spiders and match the correct number to each group?

Name: _____


Cut & paste correct number!

1
5
4
3
2

EAD

- Use a white crayon/pencil to draw a spiders web on white paper, once you've drawn it use some paint to colour wash over the top to reveal your spiders web.




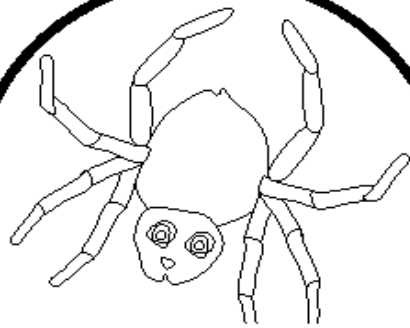


eyes	head	feelers
legs	abdomen	spinnerets

THE VERY BUSY SPIDER!

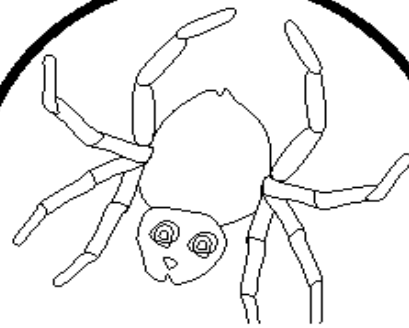
Story Map





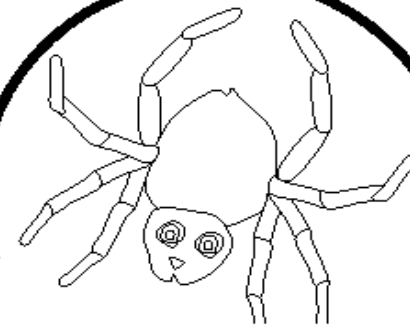
The Very Busy Spider was so busy. She read all of these books!

For more creative learning ideas check out www.makinglearningfun.com



The Very Busy Spider was so busy. She read all of these books!

For more creative learning ideas check out www.makinglearningfun.com

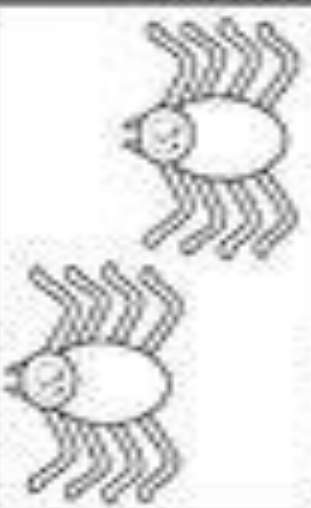



The Very Busy Spider was so busy. She read all of these books!


For more creative learning ideas check out www.makinglearningfun.com

Name: _____

Cut & paste correct number!



© 2008 Pearson Education, Inc.



1

5

4

3

2